
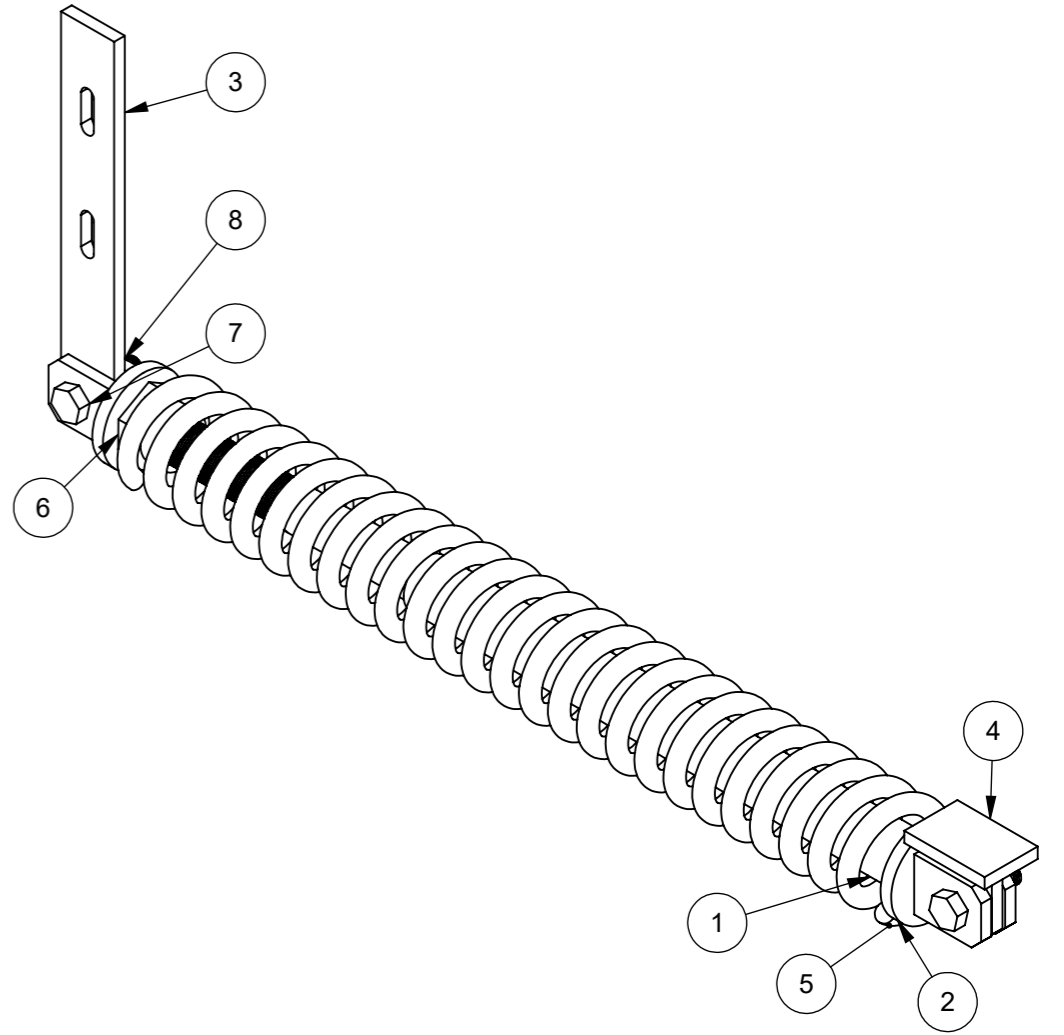
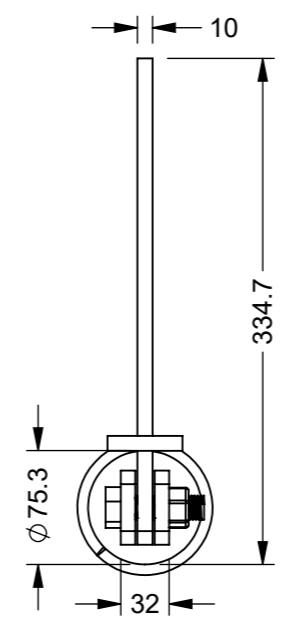
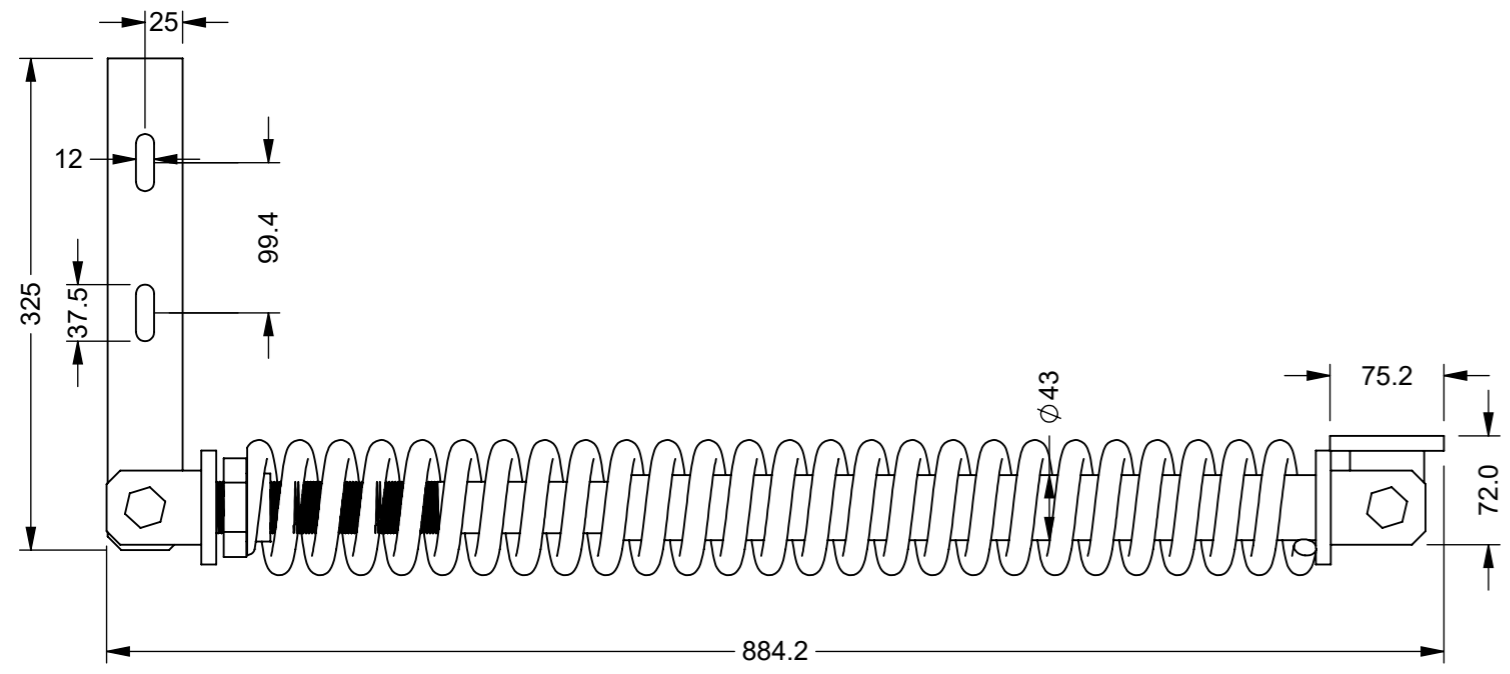
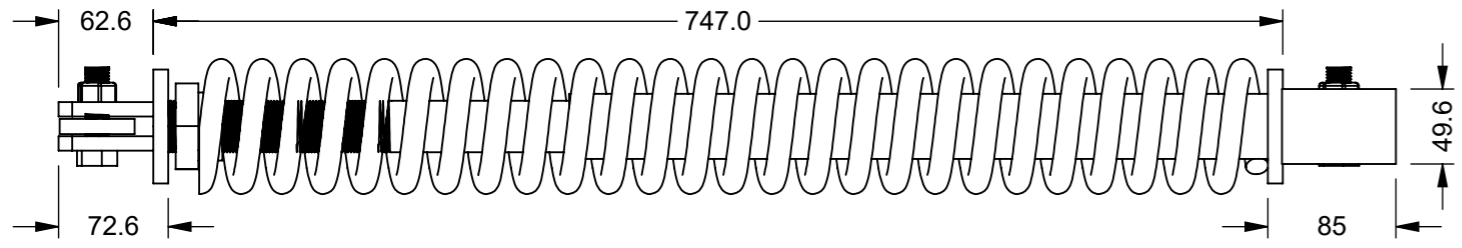


IF IN DOUBT ASK

ITEM NO.	PART NUMBER	DESCRIPTION	QTY.
1	2106-100-3	M/STEEL- CENTRE TUBE - ZINC PLATED	1
2	2106-100-2	M/STEEL - END CAPS- ZINC PLATED	2
3	2106-100-1	M/STEEL - FLAT PLATE - ZINC PLATED	1
4	2106-100-4	M/STEEL- T-PLATE - ZINC PLATED	1
5	2106-100-5	SPRING - RED 	1
6	2106-100-6	M/STEEL LARGE BOLT NUT- ZINC PLATED	1
7	2106-100-7	BOLT - ZINC PLATED	2
8	2106-100-8	BOLT NUT - ZINC PLATED	2



ZONE	REV.	DESCRIPTION	DATE	APPROVED
A1	2	SPRING COLOUR CHANGED TO RED	09/01/2024	U.F
	1	VALIDATION COMPLETE	15/09/2023	SR

NOTE:
SPRING RATING OF 70N/mm +/- 4.5

UNLESS OTHERWISE STATED, ALL DIMENSIONS IN mm	
TOLERANCES	
0.5 - 6 = ±0.1mm	SURFACE FINISH 1.6µm Ra
6 - 30 = ±0.2 mm	FILLET RADII 0.5 TO 1.0
30 - 120 = ±0.3 mm	SQUARENESS 0.05 IN 25
120 - 400 = ±0.5 mm	PARALLELISM 0.05 IN 25
400 - 1000 = ±0.8 mm	RUNOUT 0.1
1000 - 2000 = ±1.2 mm	ANGLES ±0.5°
2000 - 4000 = ±2.0 mm	

MATERIAL: SEE TABLE	DRAWN BY: SR	DESCRIPTION: Floor Ramp Spring Assembly			A3
MASS: 11.9KG	CHECKED BY: AP	NUMBER: 2106-100	REVISION: 2	SHEET: 1 of 1	
FINISH: SEE TABLE	APPROVED BY: AP	ORIGINATION DATE: 14/09/2023	SCALE: PROPORTIONAL - DO NOT SCALE REF SCALE 1:10 WHEN PRINTED ON		PROJECTION 3rd ANGLE

PROPRIETARY RIGHTS ARE INCLUDED IN THE INFORMATION DISCLOSED HEREIN. NEITHER THIS DOCUMENT NOR ANY INFORMATION DISCLOSED SHALL BE REPRODUCED, USED, TRANSFERRED TO OTHER DOCUMENTS, OR DISCLOSED TO OTHERS FOR ANY PURPOSE INCLUDING MANUFACTURING UNLESS SPECIFICALLY AUTHORISED IN WRITING
REMOVE ALL SHARP EDGES AND BURRS
PART FINISHING AND MARKING TO CESF001

